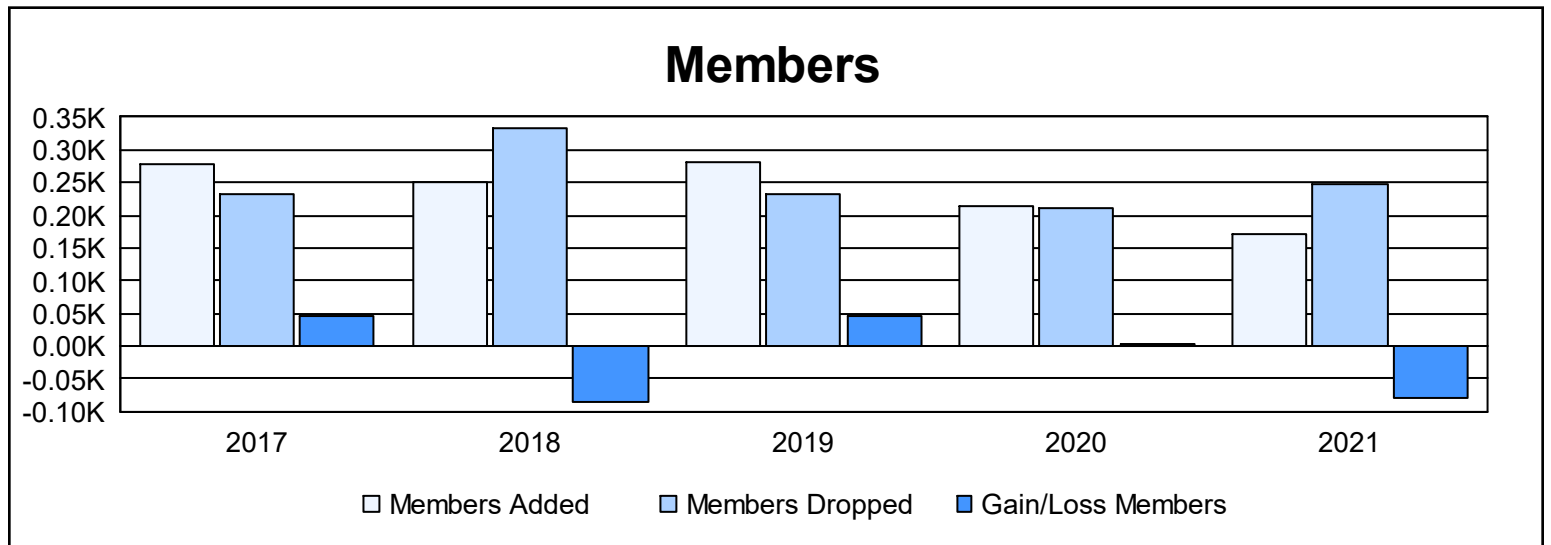
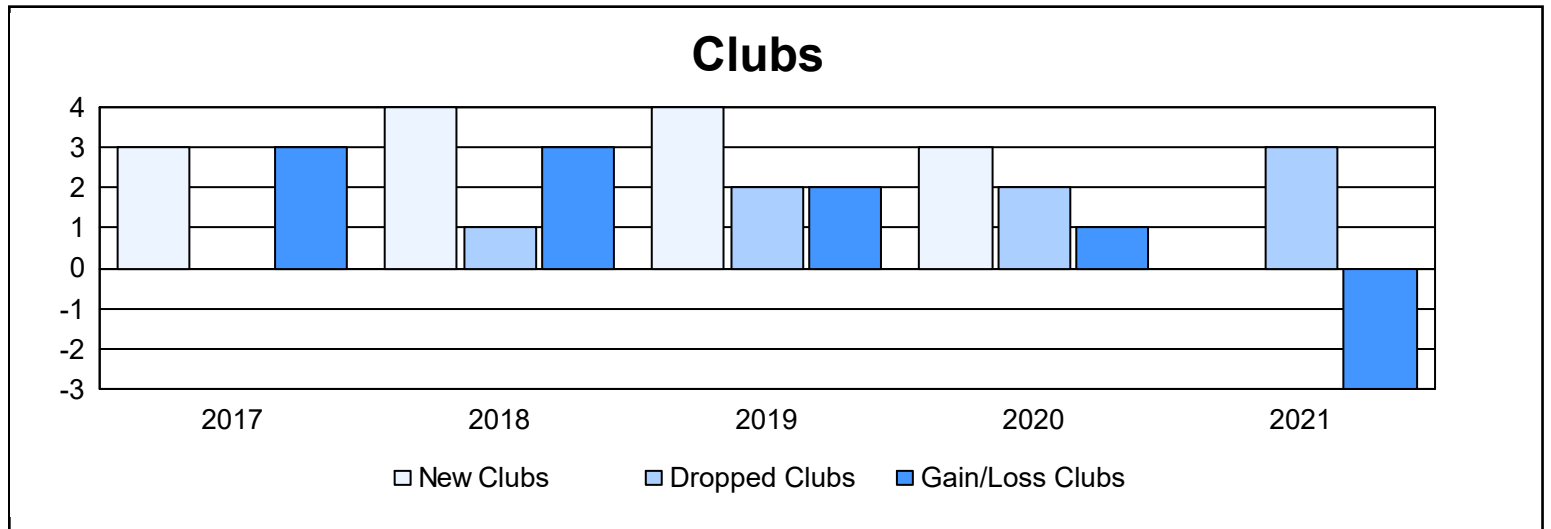
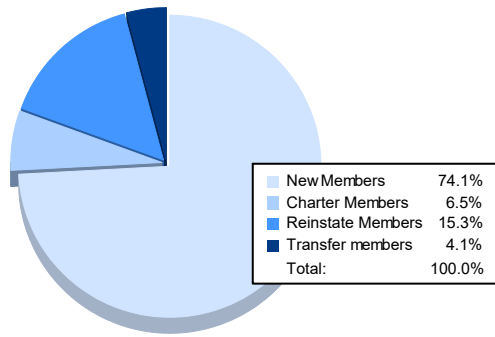


Year	New Clubs	Dropped Clubs	Gain/ Loss Clubs	New Members	Charter Members	Reinstate Members	Transfer Members	Total Member Added	Total Members Dropped	Gain/ Loss Members
2016-2017	3	0	3	175	90	8	6	279	233	46
2017-2018	4	1	3	130	104	7	9	250	334	-84
2018-2019	4	2	2	158	108	4	10	280	233	47
2019-2020	3	2	1	73	108	25	7	213	211	2
2020-2021	0	3	-3	126	11	26	7	170	248	-78
<b>Average</b>	<b>3</b>	<b>2</b>	<b>1</b>	<b>132</b>	<b>84</b>	<b>14</b>	<b>8</b>	<b>238</b>	<b>252</b>	<b>-13</b>



### Membership Composition June 2021 Cumulative



### Gender Composition June 2021 Cumulative

